



Cozy sweats in our core weight.

- 7.8-ounce, 50/50 cotton/poly fleece
- Air jet yarn for a soft, pill-resistant finish
- Elastic waistband with drawcord
- Open bottom cuffs

CARE INSTRUCTIONS

Machine wash cold, inside out with like colors. Only non-chlorine bleach, when needed. Tumble dry low. Do not iron.

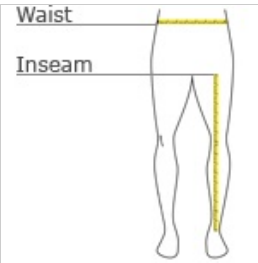


front



back

HOW TO MEASURE



WAIST

Measure around the smallest part of the natural waist.









INSEAM

Measure a similar style pant that fits well and is the desired length. Measure from the crotch seam to the hem.

SIZE CHART

	S	M	L	XL	2XL	3XL	4XL
Waist	29-31	32-34	35-37	38-40	41-43	44-47	48-51
Inseam	31	32	32	33	33 1/2	34	34 1/2

COLOR INFORMATION

							
Ash PMS COOL GRAY 3C	Athletic Heather PMS COOL GRAY 7C	Charcoal PMS COOL GRAY 11C	Jet Black PMS NTR BLACK C	Navy PMS 2380C	Red PMS 200C	Royal PMS 2133C	White