

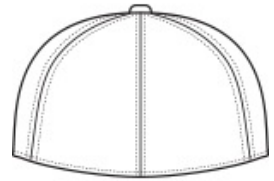


Flexfit fit meets the easygoing look and softness of a garment wash.

- Fabric: 98/2 cotton/spandex
- Structure: Lightly structured
- Profile: Low
- Closure: Stretch fit



front



back

HOW TO MEASURE











HATS

Measure the circumference around the head, above the eyebrow and at the widest part of the head. Divide number by 3.14 for hat size.

SIZE CHART

	S/M	L/XL
Hat Size	6 3/4 - 7 1/4	7 1/8 - 7 5/8
Head Size	21 1/4 - 22 3/4	22 3/8 - 23 7/8

COLOR INFORMATION

									
Black PMS NTR BLACK	Brown PMS 440C	Caldera Red PMS 188C	Khaki PMS 7504C	Loden PMS 7769C	Navy PMS NO MATCH	New Slate PMS NO MATCH	Olive PMS NO MATCH	Stone PMS 7528C	White C